



inserts:		page
CDD	24 poles + ⊕	53
CQE	10 poles + ⊕	74
CN	6 poles + ⊕	80
CCE	6 poles + ⊕	86
CNE, CSE	6 poles + ⊕	87
CSS	6 poles + ⊕	98
CTE, CTSE	6 poles + ⊕	106
MIXO	2 modules	137-151

insert centre distance:
44 x 27 mm

bulkhead mounting housings with single lever



bulkhead mounting housings with 2 pegs

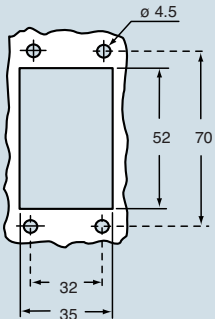


description	part No.	part No.
with lever	CHI 06 L	
with lever and cover	CHI 06 LS	
with pegs ¹⁾		CHI 06 LC
with pegs and aluminium cover ¹⁾		CHI 06 LCS
with pegs and plastic cover ¹⁾		CHI 06 LCP

¹⁾ May be combined with hoods:
- CHO/CHV 06 LX
- MHO/MHV 06 LX

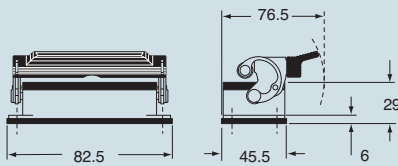
N.B.: the enclosures ensure IP66 protection (or IP65 cover versions) rating when mated and locked with the closing levers.
The cover (CS, CP) only ensures mechanical protection, but does not ensure IP65 protection rating.

panel cut-out for bulkhead mounting housings in mm

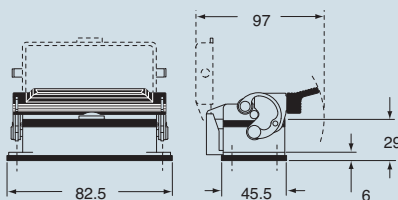


dimensions in mm

CHI L

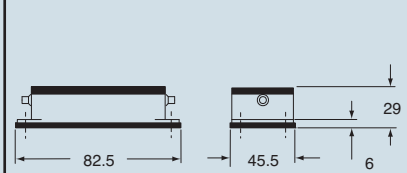


CHI LS

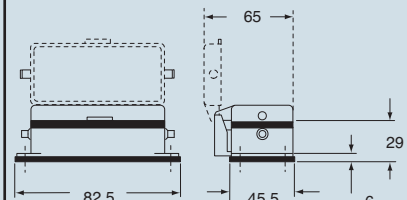


dimensions in mm

CHI LC



CHI LCS/LCP



CALUS® Type 4/4X/12
(excluding enclosures with plastic cover)

dimensions shown are not binding and may be changed without notice

size 44,27